

SERIES 52

Smoke Evacuation Damper

PUBLICATION

DAMPERS 7

APRIL 2008



Features

- 1.5 mm Galvanised steel construction
- Motor open, motor closed or spring return operation
- Smooth parallel blade operation
- Low leakage rate
- High Free area design
- Optional Decorative Fascia grilles



GILBERTS



SERIES 52

Introduction


Series 52 smoke damper range has been designed to satisfy smoke ventilation applications in particularly for smoke evacuation shafts or risers in multi storey buildings. Manufactured from robust 1.5 mm galvanised steel these multi blade smoke dampers are fitted with a Belimo actuator to offer either a powered motor open/close or failsafe spring return open or closed actuation according to requirements. Fully tested to the requirements of BS7346 Part 1 the unit provides both a practical and aesthetic solution for what has often been a difficult application. Series 52 is available in a wide range of sizes ranging from

500 x 500 to 1315 x 2200 in 100mm height increments with sizes based on the structural opening (aperture) dimensions.

For aesthetic finishing the damper can be masked with fixed blade type fascia grille (Gilberts Series K40 or K15) with blades angled at 40°, for almost full damper masking, or 15° for a partial masking effect. Alternatively the damper face itself can be painted to a stock RAL or BS colour to help it blend with its surroundings.

Features

- 1.5 mm Galvanised steel construction
- Motor open, motor closed or spring return operation
- Smooth parallel blade operation
- Low leakage rate
- High Free area design
- Optional Decorative Fascia grilles



Engineering Specification

Outer Casing

Components for the outer casing are manufactured from 1.5mm cold reduced steel to BS.EN.10142: 1991. Formed into Z sections measuring 15mm x 140mm x 30mm for top and bottom, 17 x 140 x 40mm for non-drive side and 17 x 140 x 50mm for drive side section. Outer casing sections are fully welded with 40 x 40 x 1.5mm galvanised fixing angles from damper flange to structure.

Blades

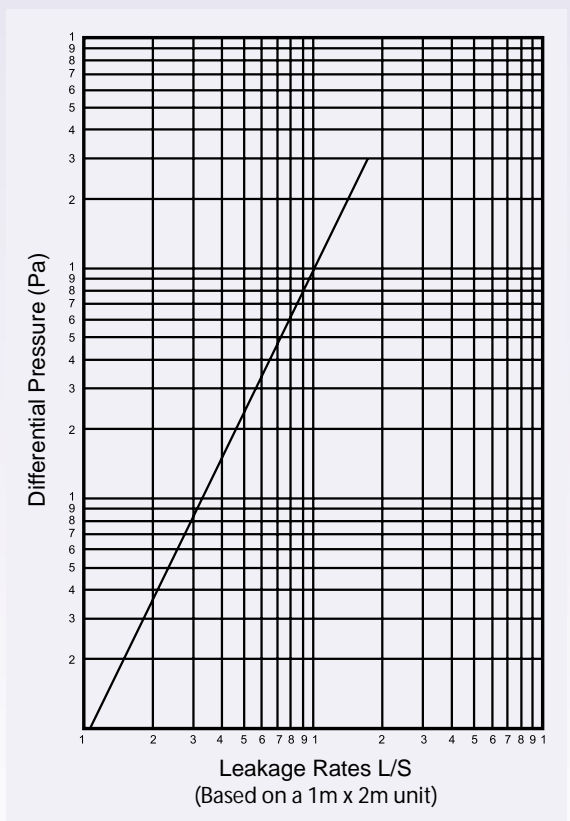
Parallel blade assembly constructed from 2mm thick x 107mm wide cold reduced galvanised steel to BS.EN.10142: 1991. Set at 100mm pitch with 10mm Dia solid stainless steel drive spindles fixed with 4-8 Dia rivets at both ends. Connected via link arm brackets (1.5mm thick galv m/s) fixed with 4 number steel rivets. Each bracket connected to a link bar measuring 12mm x 4mm (galv m/s)

Side Shims

Mounted both sides and pierced by each blade drive spindle. Approximately 44mm wide and manufactured from stainless steel 0.152mm thick

Motor Drive

Belimo BF/BE drive motor as standard with ZK-BF+KGB+KH8 linkage kit.

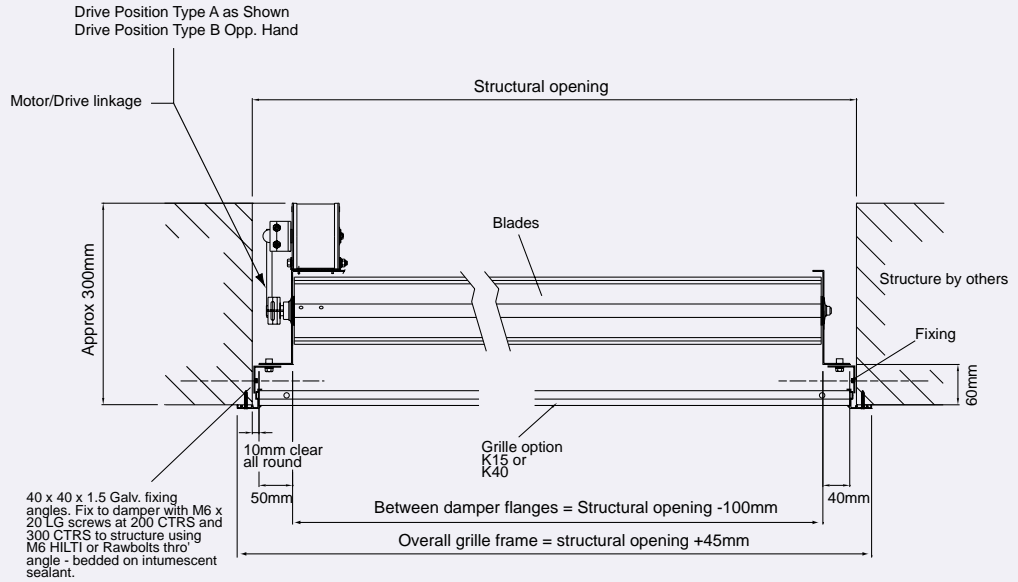




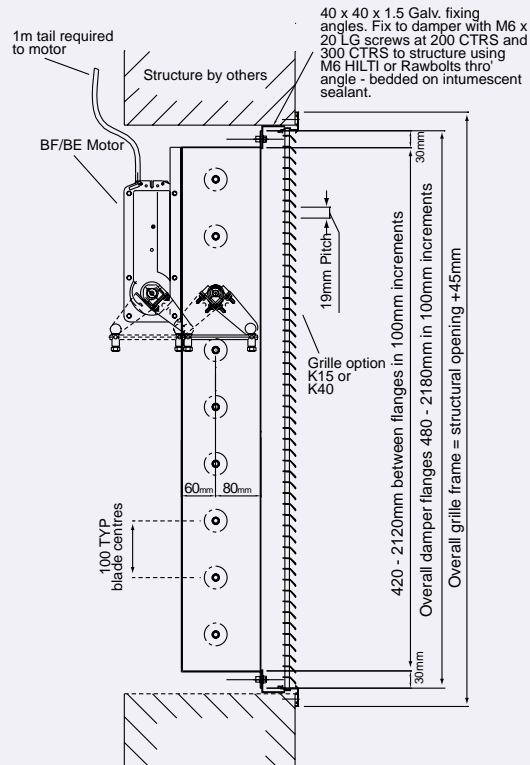
SERIES 52

Dimensional Data

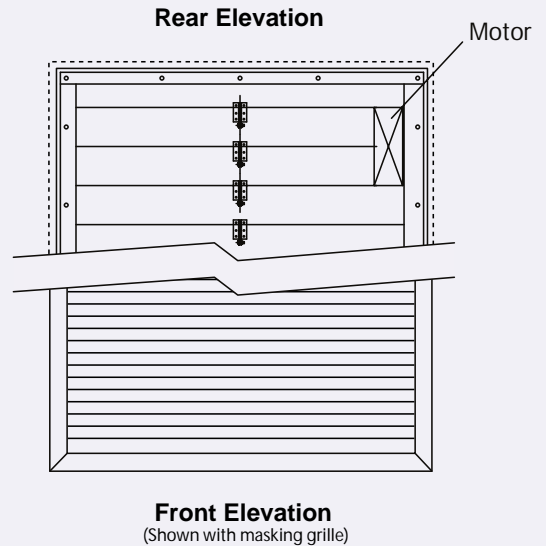
Series 52 top plan



Series 52 side elevation



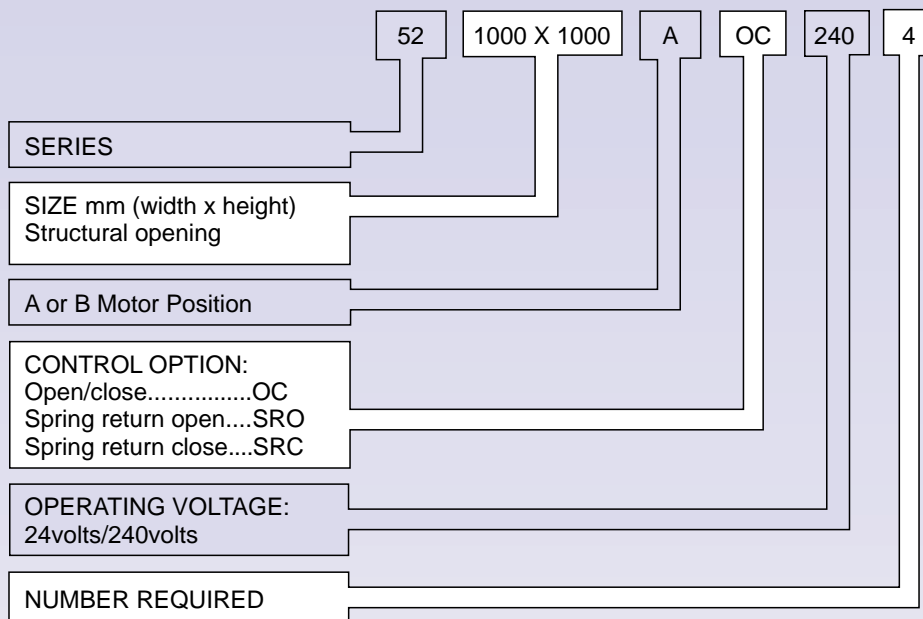
Series 52 front and rear elevation





SERIES 52

Ordering Specification



Free Area

Approximate free area with damper in the open position:
 1000 x 2200 - 1.54m²
 1000 x 1000 - 0.66m²
 500 x 500 - 0.12m²
 The free area of the masking grille will affect these values.

Weight

Damper weight approx 34Kg per SQ/M

Fascia Grilles

For Fascia Grille options please refer to Gilberts Air Distribution Catalogue "Grilles" section

Other products featuring in the Gilberts Smoke/Fire Damper range include:

Ductgard - Duct Mounting Smoke/Fire Dampers

Smokegard - Door/Wall Mounting Smoke/Fire Dampers

Firegard - Folding Curtain Fire Dampers

For more details please contact Head office

Contact

GILBERTS

Head Office and Works
GILBERTS (BLACKPOOL) LTD
 Gilair Works, Clifton Road,
 Blackpool.
 Lancashire FY4 4QT.
 Telephone: (01253) 766911
 Fax: (01253) 767941
 e-mail: sales@gilbertsblackpool.com
 Web: www.gilbertsblackpool.com

