

SERIES K

Fixed Blade Grilles

PUBLICATION

GRILLES 6

MARCH 2008




Features

- Fineline 3mm fixed Blade.
- 0°, 15° or 40° Blade Deflection.
- One or Two Way Deflection.
- Standard or Heavy Duty Design.
- Extruded Aluminium Construction.



GILBERTS



SERIES K

Introduction

Gilberts K Series provides a comprehensive range of fixed blade extract grilles suitable for a wide variety of sidewall or ceiling mounting applications. All units comprise of a fineline 3mm blade mounted on a 19mm pitch which is available either set straight or with an angle of 15° or 40°. A two way deflection

option for the 40° blade is also featured. The Standard flange border is 32mm wide, however for more robust application requirements such as sports halls, gymnasiums, etc a heavy duty 22mm fully welded Z-Section frame is available.

SERIES OPTIONS:

Type K : Standard duty fixed blade grille comprising 3mm fineline blades set straight (K0), at 15° (K15) or 40° (K40) in a 32mm flange border frame. Two way deflection on the 40° blade (2K40) is also available.

Type KG : Heavy Duty fixed blade grille comprising of 3mm fineline blades set straight (KG0), at 15° (KG15) or 40° (KG40) in a 22mm Z-Section flange border frame. Two way deflection on the 40° blade (2KG40) is also available.

Features

- Fineline 3mm fixed blade.
- 0°, 15° or 40° blade deflection.
- One or two way deflection.
- Standard or heavy duty design.
- Extruded Aluminium construction.



All units are available complete with screwdriver operated opposed blade damper, as well as other accessories such as knob operated dampers and special fixings such as concealed bracket or quick release. The standard finish on K Series is polyester powder white. Special colours and finishes are available on request.

Performance Data

All K Series units can be sized and selected from the nomograms up to a maximum size of 1200 x 1200. Separate nomograms are provided for 0/15° deflection and 40° deflection.

References Used

Pressure : All pressures are in Pa (N/m²).
Sound : Measured in average dbA Level.

Selection Procedure

Using the sound and recommended velocity tables determine the maximum permissible velocity relative to the air volume for the application. Using the sizing nomograms the appropriate terminal size can then be determined and sound level data and pressure drop data checked.

Please note that noise level data is only available down to NC20. For selection at lower noise levels please consult with our technical department.

FREE AREA ('K' Factor) based on core free area of grille

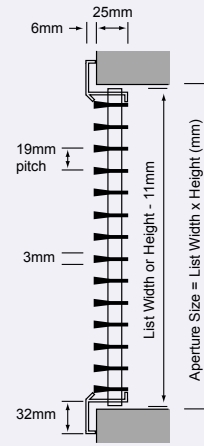
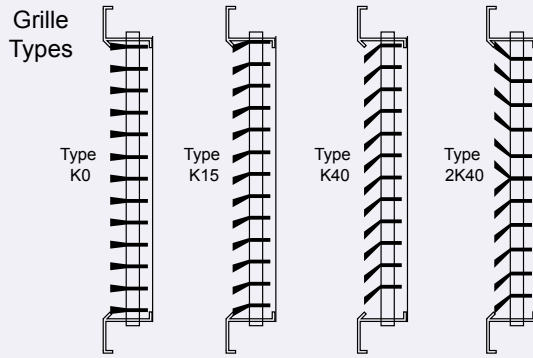
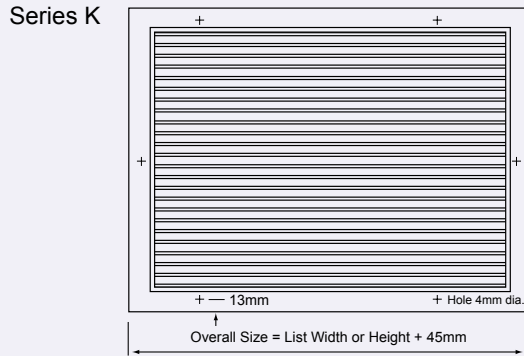
Type K0 & K15 - 87%
Type K40 - 70%

SPACED SERVED	Sound Level db 'A' Scale	RECOMMENDED VELOCITIES			
		AIR VOLUME	0.05 m ³ /s	0.25 m ³ /s	1.0 m ³ /s
Broadcasting & Rec. Studio	20 - 25	Velocity m/s	2.0	1.5	1.0
Board or Conference Rooms Churches, Concert Halls, Hospitals, Lecture Theatres, Offices, Hotels, Private Houses	30	Velocity m/s	3.0	2.5	2.0
Banks, Courtrooms, General Offices, Libraries, School Classrooms	35	Velocity m/s	3.5	3.0	2.5
Cinemas Departmental Stores, Restaurants	40	Velocity m/s	4.0	3.5	3.0
Computer Rooms, Supermarkets	45	Velocity m/s	4.5	3.75	3.25
Laundries and kitchens, Typing Pools, Light Engineering Factories, Sport Arenas	50	Velocity m/s	5.0	4.25	3.5
Heavy Engineering Factories	60	Velocity m/s	8.0	6.5	5.0




SERIES K

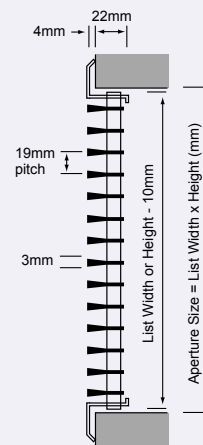
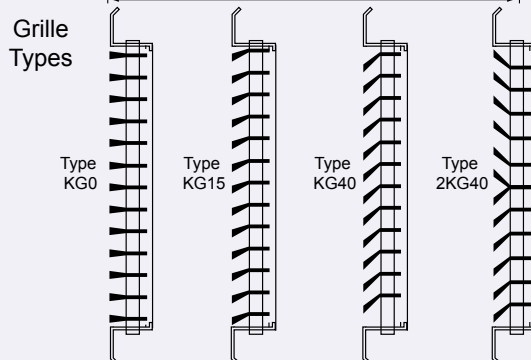
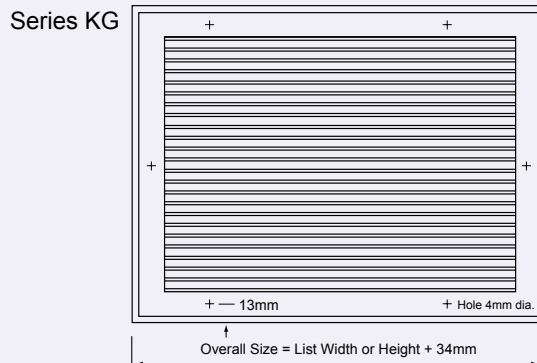
Dimensional Data



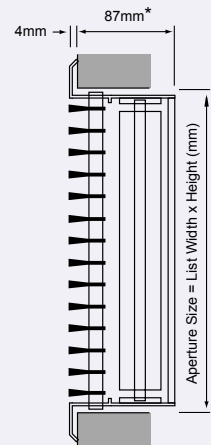
Grille



Grille c/w Damper



Grille



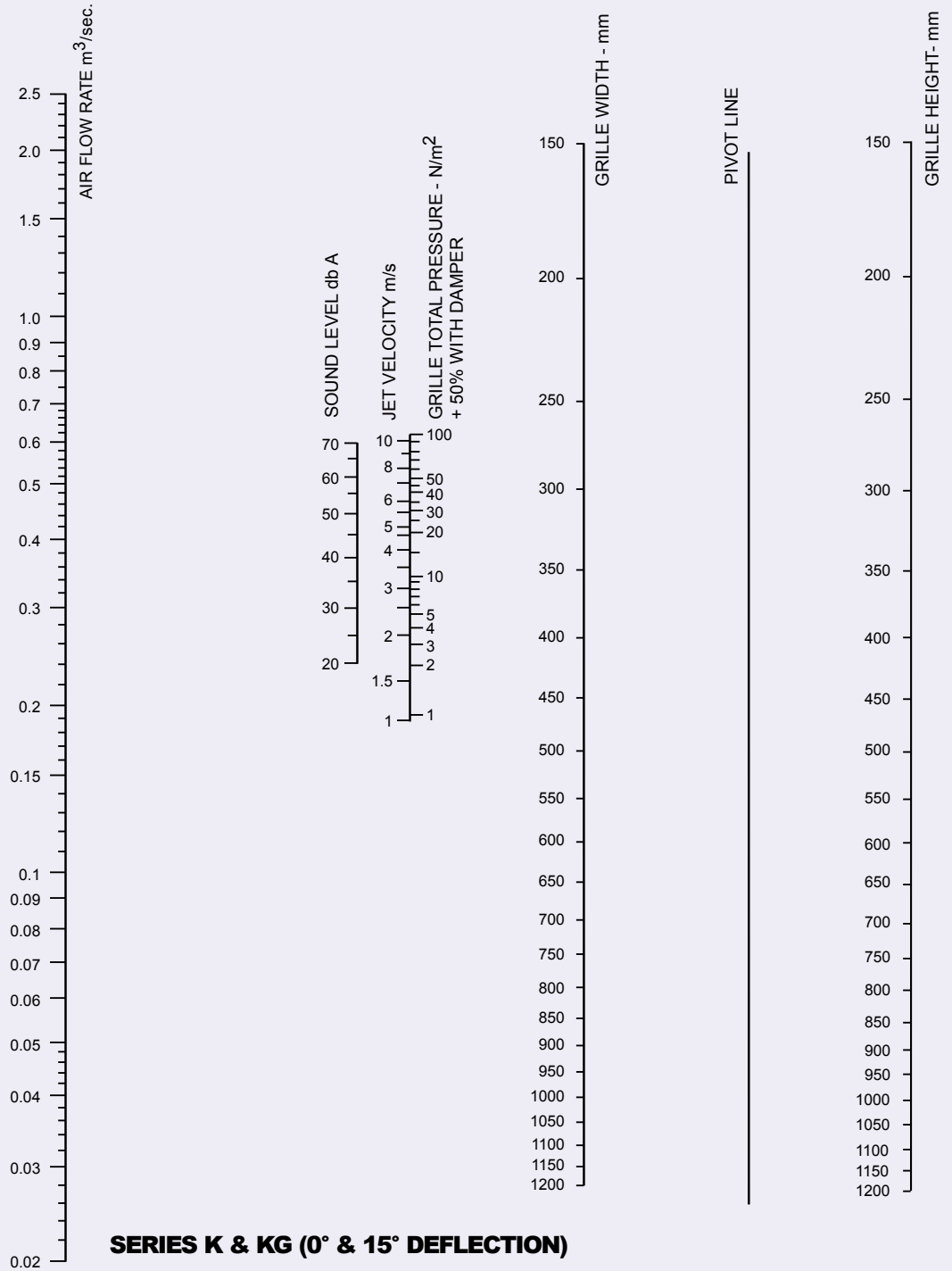
Grille c/w Damper

* Max depth - Depth may be lower depending on damper fitment. Please check where necessary



SERIES K

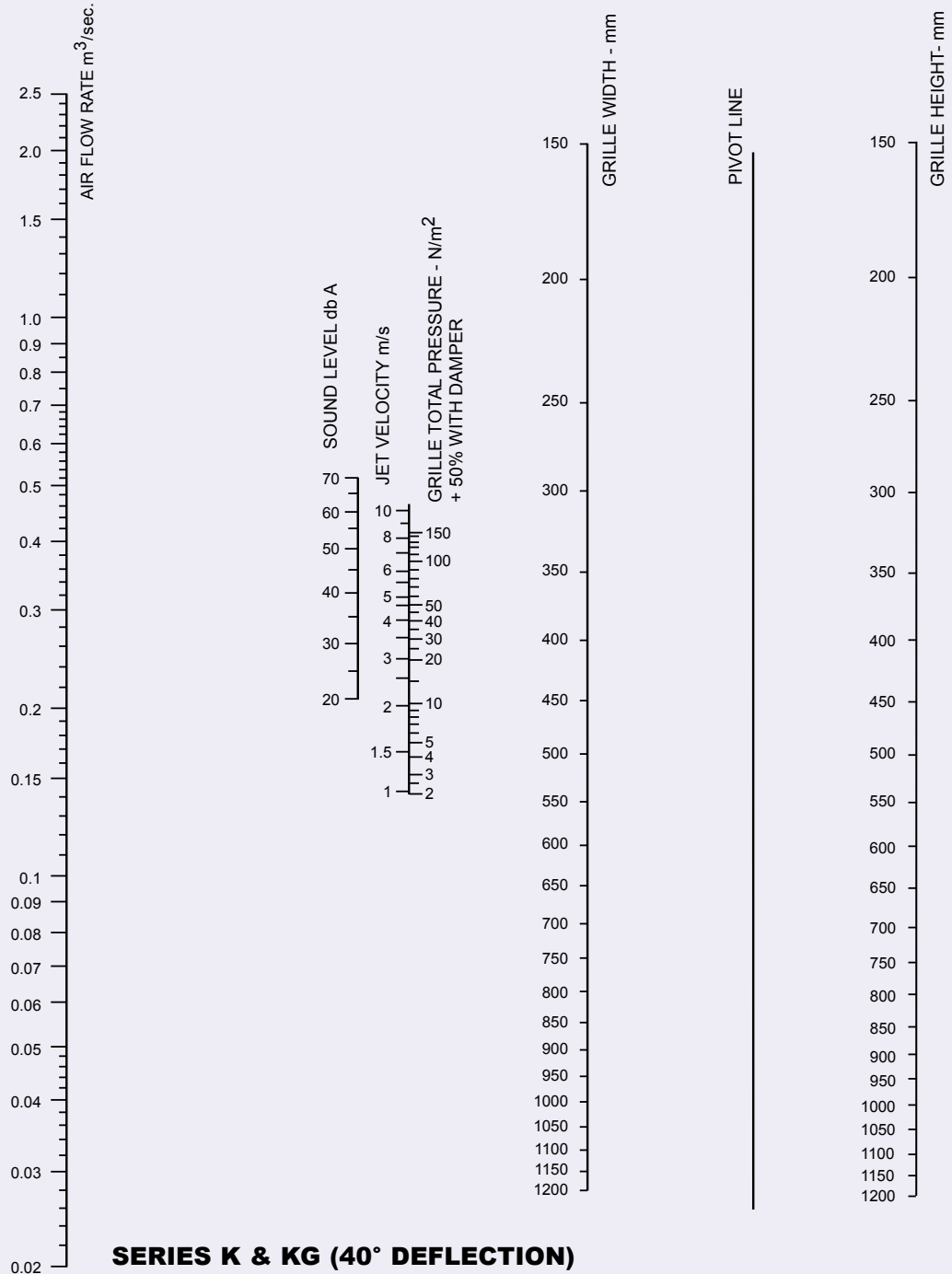
Sizing Nomogram Series K & KG - 0° & 15° Deflection





SERIES K

Sizing Nomogram Series K & KG - 40° Deflection




Type K40

Type 2K40

Type KG40

Type 2KG40



SERIES K

Ordering Specification

SERIES: K.....Standard KG.....Heavy Duty 2K.....Standard (2way) 2KG.....Heavy Duty (2way)	2K	40	N	300 X 300	CB	DO	PPC RAL 9010 20%GLOSS (Standard Finish)	4
BLADE ANGLE: 0°, 15° OR 40°								
NARROW BORDER (16mm).....N (Series K only.....see below)								
SIZE: (mm width x height)								
SPECIAL FIXING OPTIONS: Concealed Bracket Fixing.....CB Quick Release Fixing.....QR Concealed Leg Bracket.....LB								
DAMPER OPTIONS Opposed Blade Damper.....DO Knob OperatedDK For matt black finish on damper add ref. BB ie: DO/BB								
FINISH: (Please specify)								
NUMBER REQUIRED								

NARROW BORDER

Units can be fitted with a narrow 16mm wide flange border instead of the standard 32mm. However, since the screw fixing is not possible a special fixing option must be selected instead.

FINISH

Standard : PPC White RAL 9010 20% Gloss.
Special : PPC to Stock BS or RAL colour
Stove Enamel to BS/RAL colour.

(Dampers mill finished aluminium or Galvanised steel)

SIZE RANGE

Available sizes range from 100 x 100 up to 1200 x 1200, in 1mm increments. For other sizes please contact head office.

FIXING

Standard flange screw fixing using self tapping screws.

OPTIONS

Special fixing, border and damper options detailed separately in grille options and accessories data.

Contact

GILBERTS

Head Office and Works
GILBERTS (BLACKPOOL) LTD
Gilair Works, Clifton Road,
Blackpool.
Lancashire FY4 4QT.
Telephone: (01253) 766911
Fax: (01253) 767941
e-mail: sales@gilbertsblackpool.com
Web: www.gilbertsblackpool.com

