

# ARCHITECTURAL LOUVRE



**GILBERTS**

## INTEGRATED LOUVRE SYSTEMS

CI/SFB  
57.7 Xh  
Louvres 6  
APRIL. 2005



# WGK75 & WGK100

## INTRODUCTION

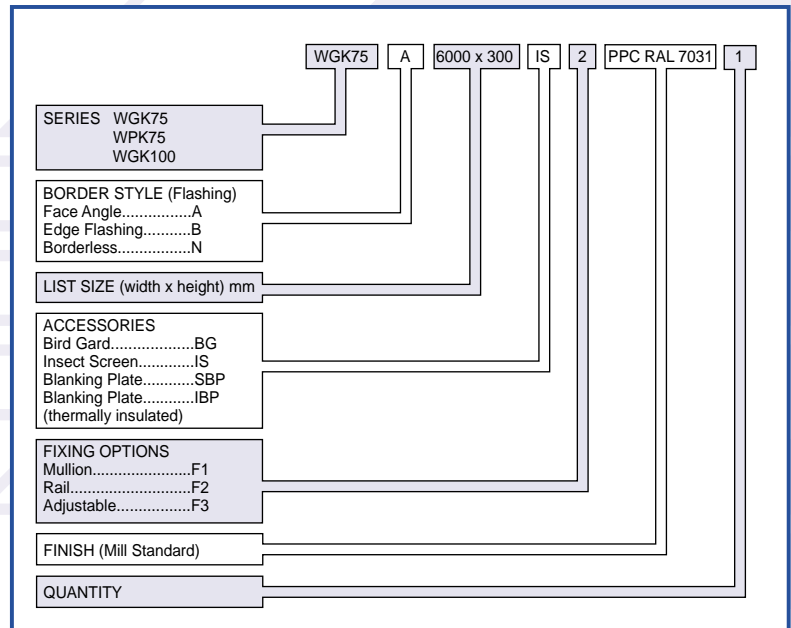
As one of the UK's leading manufacturers of HVAC equipment and with over 30 years of engineering experience, Gilberts have long been recognised as a Company who bring quality, design and creativity to new challenges.

With modern building architecture continually re-defining what is possible, conventional louvre systems struggle to keep pace with current aesthetic fashions and structural interfaces.

The sizes, shapes and functionality of modern louvre system requirements present manufacturers and installers alike with challenges that 10 years ago would not have been imagined.

To help overcome these site related difficulties whilst maintaining a recognisable louvre profile, Gilberts have created a range of 3 different site assembly louvres.

## ORDERING SPECIFICATION



Featuring a unique clip-on blade arrangement the 3 louvre systems are ideally suited for large screen or unusual profile applications. Raked and curved head, mitred ends, insulated and dummy sections are all catered for in this new design.

Bird Guard, Insect Screen and Blanking Plates form part of a range of standard accessories that can be incorporated as the louvre installation progresses.

A buildings profile can often change as the structure develops. Last minute variations in size or shape can be readily accommodated by the flexible nature of this louvre design. In addition the louvres can be supplied with a variety of inclusive features such as :

- Internal/External Mitred Corners
- Raking Cills and Heads
- Dummy Blanked and Active Sections
- Single and Double Hinged Doors

## SERIES OPTIONS

- WGK75** Standard weather or screening louvre comprising of 16 swg Louvre Blades on 75mm pitch in a choice of different border styles
- WPK75** Medium/High Efficiency System. Comprises of 16swg louvre blades on a 75mm pitch in a choice of different border styles.
- WGK100** Standard weather or screening louvre comprising of 16 swg Louvre Blades on 100mm pitch in a choice of different border styles

## SIZE RANGE

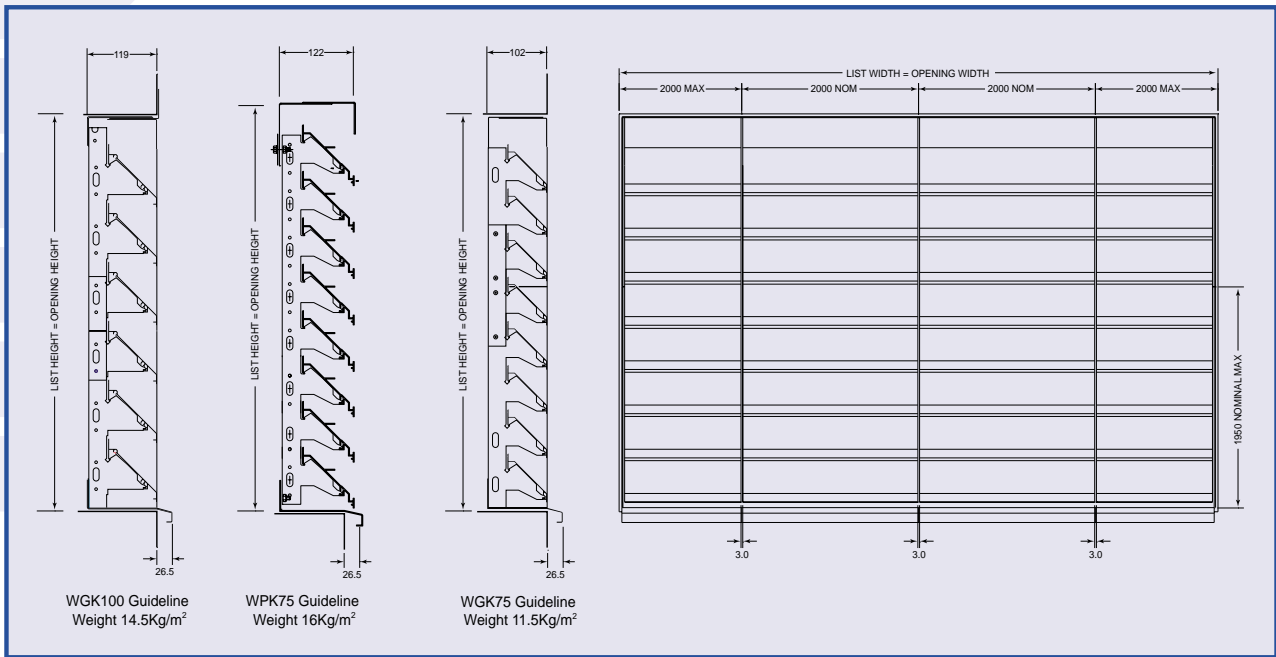
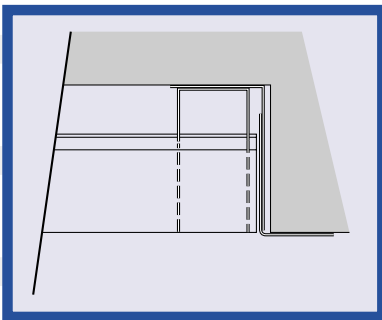
Blades are normally supplied in 2000mm lengths and mullions in 1950mm lengths. Other Blade lengths are available if required.

## FIXING

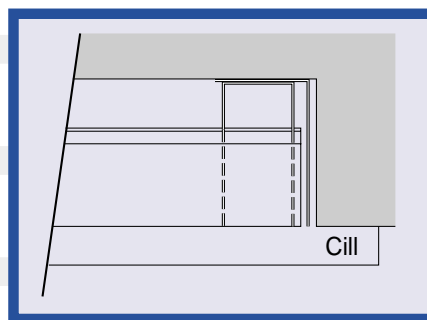
Series WPK/WGK offers 3 principle fixing arrangements. Standard fixing is via M6 bolts directly through the blade clip/mullion arrangement into the surrounding structure on a recommended 1000 mm (max) centres. Alternatively a secondary rail or an adjustable bracket option can be selected. Other fixings can be provided to suit interface requirements.

## FINISH

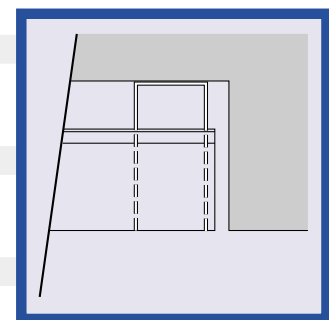
Polyester Powder Coatings and PVF Finishes are available. Please specify type and BS/RAL code when ordering.

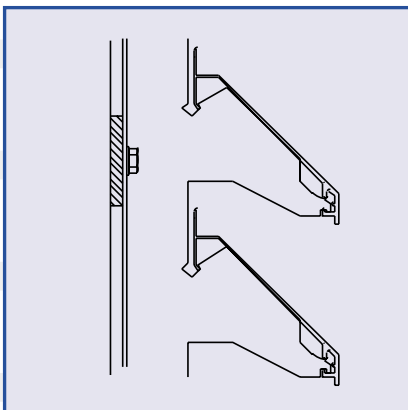

**BORDER STYLES**


FACE FLASHING - TYPE A

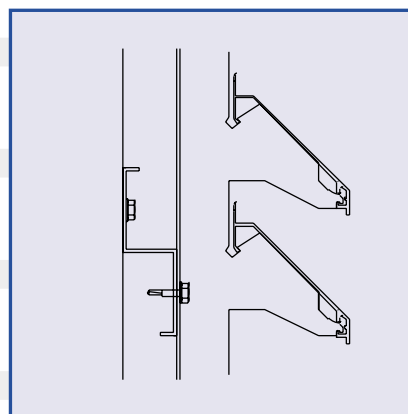


EDGE FLASHING - TYPE B

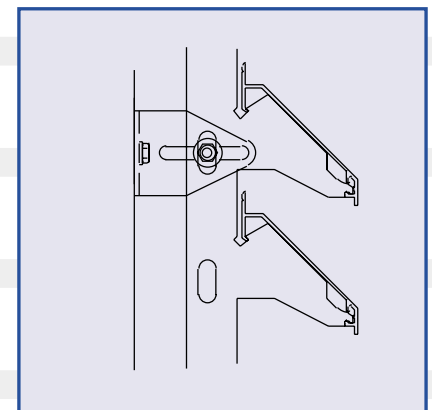

 BORDERLESS - TYPE N  
(NO FLASHING)

**FIXING OPTIONS**


MULLION FIXING - TYPE F1 (STD)



RAIL FIXING - TYPE F2



ADJUSTABLE BRACKET FIXING - TYPE F3

# ARCHITECTURAL LOUVRE



Other Ranges Available Include:

- Mechanical Louvres
- High Performance Louvres
- Acoustic Louvres
- Penthouse Louvres & Door Sets
- Moveable Blade Louvres



## GILBERTS

Head Office and Works, GILBERTS (BLACKPOOL) LTD  
Gilair Works, Clifton Road, Blackpool, Lancashire FY4 4QT,  
Telephone (01253) 766911, Fax (01253) 767941

E-Mail: [sales@gilbertsblackpool.com](mailto:sales@gilbertsblackpool.com)  
Internet: [www.gilbertsblackpool.com](http://www.gilbertsblackpool.com)